

Visualize Your Network PINPOINT THE ISSUE



**Interact with your network data from anywhere
using the PureInsight.cloud SaaS, PureInsight
virtual machine or any QP Series® appliance and
seamlessly integrate with existing NOC/SOC**

FIND OUT MORE: quantea.com / 669.237.0728
©2023 Quantea, All rights reserved

Register for a demo today!
(<https://pureinsight.cloud>)

Applications



Network Security



Performance/Optimization



Network Forensics

NETWORK SECURITY VISUALIZATION, IDS EVENTS, ALERTS, REPORTING, PERFORMANCE METRICS AND SIMPLE SOAR and SIEM INTEGRATION

**ISSUE
AWARENESS**



30,000ft View of Your Network: Observe top talkers of your network and malicious devices. Query by date and time range to narrow down to a particular security breach event or issue.

Integrated IDS Event Management:

PureInsight removes the gap between packet data and security events. Retrieve both IDS event information and raw traffic information using the same software.

Determine devices affected by the event:

With a couple clicks, find out which devices that were part of the event. Be able to trace the footsteps and propagation of the event.

Issue Resolution: By using the data retrieved from PureInsight, users can take action within a couple of minutes to remediate the existing issues. PureInsight can be automated as part of SOAR or SIEM.

PureInsight allows organizations to take charge of their network data during crucial network security or network performance events.

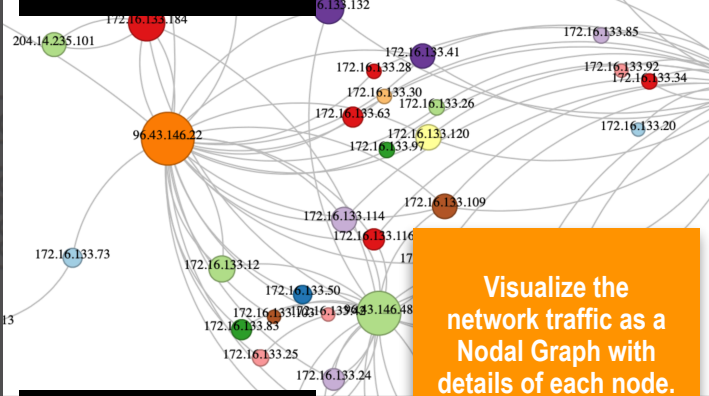
**ACTIONABLE
INSIGHT!**

CONVERT NETWORK DATA INTO ACTIONABLE INSIGHT

Register for a demo today! (<https://pureinsight.cloud>)

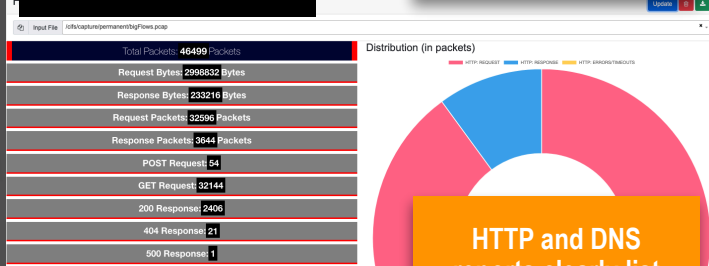
FEATURES AND CAPABILITIES

Interactive Search



Visualize the network traffic as a Nodal Graph with details of each node.

DNS/HTTP Reports



HTTP and DNS reports clearly list the number of timeouts and errors in your network.

Packet Viewer



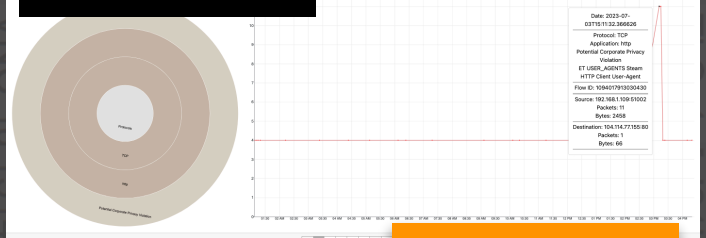
Be able to export reports via CSV format, retrieve an interactive packet list or download as a PCAP file.

File Manager

Name	Owner	PCAP Timestamp	Size	Action
ifs/capture/permanent/demo.pcap	admin	2023-06-02 17:41:36.330700000	2.16 GB	...
ifs/capture/permanent/demo3.pcap	admin	2023-06-02 16:49:52.087964000	201.09 MB	...
ifs/capture/permanent/demo4.pcap	admin	2023-06-02 16:52:27.756208000	112.81 MB	...
ifs/capture/permanent/demo1.pcap	admin	2023-06-02 17:45:23.194700000	201.09 MB	...
ifs/capture/permanent/demo2.pcap	admin	2023-06-02 09:27:02.412304866	24 Bytes	...
ifs/capture/permanent/demo.pcap	admin	2023-05-31 20:54:00.128607000	11.76 MB	...
ifs/capture/permanent/demo_0602.pcap	admin	2023-06-02 18:08:44.776749000	2.16 GB	...
ifs/capture/permanent/demo_0602.pcap	admin	2023-06-01 15:13:36		...
ifs/capture/permanent/demo.pcap	admin	2023-01-08 20:15:34		...
ifs/capture/permanent/demo_0602.pcap	admin	2023-06-02 18:13:36		...
ifs/capture/permanent/demo.pcap	admin	2023-02-13 18:34:51		...
ifs/capture/permanent/demo.pcap	admin	2023-02-28 22:21:40		...
ifs/capture/permanent/demo_0602.pcap	admin	2023-06-01 10:36:03		...

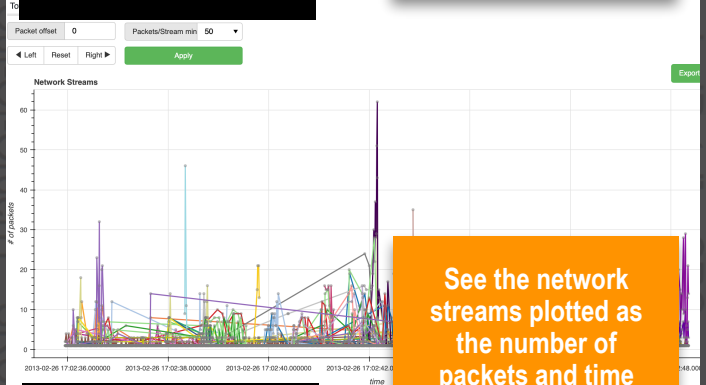
Be able to search previous search result data and PCAP records by date/time and name.

IDS Events



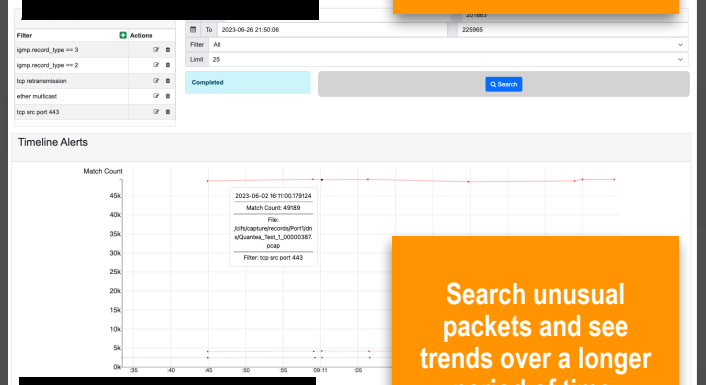
View Intrusion Detection System from the QP or 3rd party and search by date/time/severity.

Flow Viewer



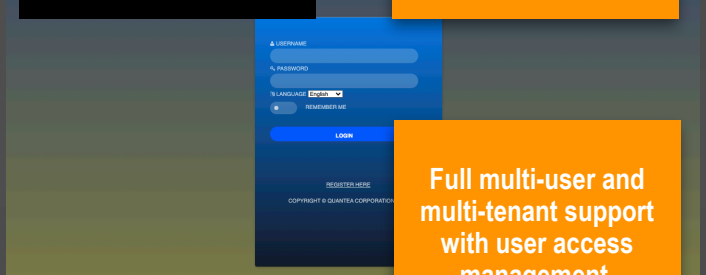
See the network streams plotted as the number of packets and time from PCAP files.

Alerts Timeline



Search unusual packets and see trends over a longer period of time.

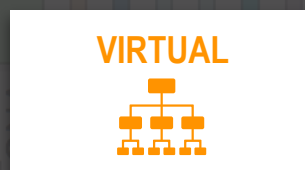
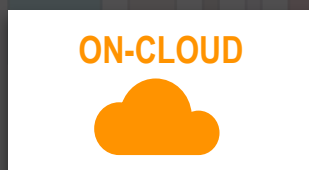
Multi-user Support



Full multi-user and multi-tenant support with user access management.

CONVERT NETWORK DATA INTO ACTIONABLE INSIGHT

DEPLOYMENT OPTIONS



KEY BENEFITS

Visualize, drill-down network traffic for quicker issue resolution.

Integrated IDS Event Viewer and Management. Can accommodate multiple IDS.

View top talkers, protocol/application usage distribution and more.

Multi-user support for collaboration between groups of network and security engineers.

USE CASES

Root cause analysis for sudden slowdown of a production network.

Utilize PureInsight for greater visibility with VPN and ZTNA environments.

Observe malicious traffic in the network and determine all the devices affected.

Provide a way to search data across multiple Suricata IDS sensors.

For all the other use cases, go to our website: quantea.com/quantea/qp-and-pureinsight-use-cases/

PUREINSIGHT CAPABILITIES

- HTTP and DNS reports clearly list the number of timeouts and errors in your network
- Top talkers by device, host or application - packet count and data rate
- Device with the most concurrent links at a given time
- Network traffic rate received from each physical ports (for PureInsight installed in QP Series only)
- Flow count and data rate by a specific flow
- Custom statistical view (packet rate or data rate) by traffic specification from supported protocols
- All network devices present and protocols used in a given time window
- Display frequency of protocol messages such as IGMP join/leave and DNS queries/responses
- IDS Events dashboard can display Suricata event logs from remote units or from the QP Series appliance
- Extract traffic with the intended message type such as HTTP (500) or DNS zero response
- Search compressed PCAP data
- Breakdown traffic for each host by protocol
- Which area of the network has the most TCP retransmissions
- Highlights nodes in the network that are blacklisted by IP reputation
- Create reusable search templates for complex search queries
- Customized alerting for a multitude of traffic specifications
- Extract CSV reports and whole packet PCAP data
- Search the payload of all packets using regular expressions

ABOUT QUANTEA

Quantea allows organizations to have the capability to fully understand their network. Whether it is their network's macroscopic topology or nanoseconds worth of network traffic, the QP Series allows large amounts of data to be recorded while maintaining a wide spectrum of granularity. Quantea's PureInsight software provides visualized network analysis to quickly zoom in to an area of interest to find root cause or indication of anomalies.

FIND OUT MORE: quantea.com / 408.438.4368

©2023 Quantea, All rights reserved

Register for a demo today!
(<https://pureinsight.cloud>)

